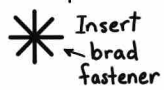



-Use this strip facedown-



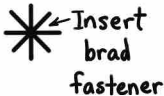
Insert
brad
fastener

Instructions:

Print. Cut out the sun. Cut out the earth and moon connected by the strip of paper indicated by the dotted line. Cut out this long strip below on the dotted line. (Use this paper strip face down so you don't see the text.) Next insert a brad fastener to the center of the sun and into one end of this strip of paper. Place a brad faster near into the center of the earth and the opposite end of this strip of paper. Now your sun will orbit the sun, and the moon will orbit the earth, and the earth can rotate!



-use this strip facedown-



Insert
brad
fastener

Jolie Canoli